

Theme: Jesus is in Heaven preparing a place for us!!

Games:

Do you know your partner?

Get the children into pairs and then send one half of the pairs out with two leaders while the rest of the children stay in with another two leaders (YOU MUST HAVE A LEAST FOUR LEADERS TO PLAY THIS GAME). Ask the children a series of questions about their partner, for example, what's their favourite colour? Or what's their favourite food? Or what's their favourite sport/lesson?

After you have asked the questions invite their partners back into the room and get them to see how many they got right. Then after they have marked their answers swap them around but ask them a different set of questions.

Splat The children form a circle. One child is chosen to be the person in the middle. They stand in the middle and hold their hands as a splat gun. They turn in the middle and choose someone to splat. That person must duck. The two people either side have to turn and splat each other. The first one to say splat remains in the game but the other has to sit down. When there are only two children remaining they stand in the middle of the circle back to back. They then take three steps forward and turn and face each other. They then wait for a leader to shout splat and the first to shoot and say splat is the winner!

Memory Verse: Mark 16 v 19. *'After the Lord Jesus had talked with them, he was taken up to heaven and was seated at the right hand of God'* Write the verse in anagram form on separate pieces of paper. Stick them around the room. Give out paper and pencils and the children write down the correct words.

Introduction: Ask the children about projects they have done at school in the past. There is lots of work involved until they finish and hand to teachers. This is a bit like Jesus. He had lots of work to do on earth and when that was completed He went back up to heaven to be with His father.

Story: Acts 1 verses 1 – 11. You could read this through twice from the Good News bible and the second time change some of the words. The children must put their hands up when they hear a mistake and say the correct word!

Application: Talk about how Jesus had now finished his work. As He died on the cross His last words were 'It is finished'. He meant that His work on earth was done. He had trained His twelve men and now it was their turn to preach the Good News. It was time for Him to join His father up in heaven. He has gone to prepare places for us so that we too may join Him one day. Speak of this as being completely victorious. He is triumphant over all and over everything He has done.

Prayer: This might be a good opportunity to use the Lord's Prayer. You can explain that Jesus taught us to pray this prayer. Try getting the children to repeat after you. There are a number of different versions you can use. See resources section for "Youth " version.

Resources: The last chance to complete the Easter craft which can be taken home!! There is fun sheet in the resources pack.

Song: "Go the distance" from the Powerhouse CD The Family Trust have copies of this CD

Please give us everything we need, including our food.

We want everyone to know you as their God and King, living as you want them to.

⁹Our Father in heaven, may your name always be kept holy.

¹⁰May your kingdom come and what you want be done, here on earth as it is in heaven.

We need you to help us not be tempted and do wrong. Please help us.

Dad, we want you to have first place in everyone's life.

¹¹Give us the food we need for each day.


¹²Forgive us for our sins, just as we have forgiven those who sinned against us.

¹³And do not cause us to be tempted, but save us from the Evil One.

Matthew 6:9-13 (NCV, Anglicised Edition)

We need you to forgive us, but you can only do it if we are willing to forgive others.

After the Lord Jesus had talked with them, He was taken up to heaven and was seated at the right hand of God.
Mark 16 v 19



Find the words:

- | | |
|----------|-----------|
| Heaven | Forever |
| Always | Disciples |
| With | Father |
| You | Jesus |
| Ascended | Clouds |

| | | | | | | | | | | | |
|---|---|---|---|---|---|---|---|---|---|---|---|
| D | F | O | R | E | V | E | R | Y | Y | O | U |
| I | B | L | J | F | F | X | O | C | N | O | Q |
| S | P | A | E | Q | G | H | I | L | F | A | L |
| C | S | T | S | I | C | N | B | O | S | L | K |
| I | J | B | U | C | W | E | K | U | N | W | N |
| P | L | L | S | B | E | O | J | D | M | A | M |
| L | V | D | W | C | L | N | Z | S | F | Y | O |
| E | F | H | X | Y | I | Y | D | W | R | S | R |
| S | K | R | U | T | H | Y | P | E | E | P | U |
| W | I | T | H | O | C | Y | J | H | D | E | T |
| W | E | F | A | T | H | E | R | V | W | B | G |
| C | X | T | F | H | E | A | V | E | N | J | X |

Unjumble the names of the 12 men

Here are the 12 — finish drawing them.

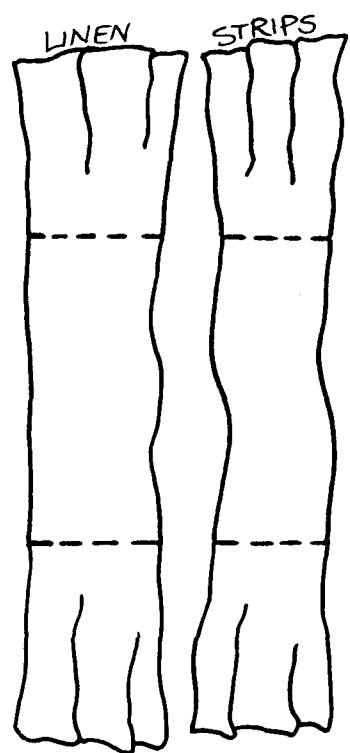

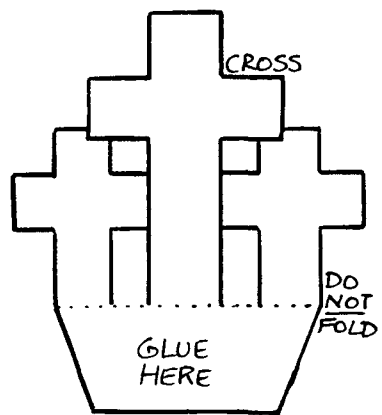
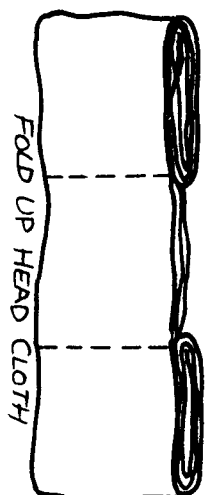

Unjumble the letters to reveal the names of Jesus' disciples.

1. PREET
2. MAJES
3. HONJ
4. WREAND
5. HIPPII
6. WEBROTHAMLO
7. AWTHMET
8. MOTASH
9. SMEAJ
10. DUTHSEAD
11. NOIMS
12. THAMAIST

| | | | |
|------|-------|-------|-------|
| | | | |
| 1. P | 2. J | 3. J | 4. A |
| | | | |
| 5. P | 6. B | 7. M | 8. T |
| | | | |
| 9. J | 10. T | 11. S | 12. M |

27. EASTER 3-D MODEL - STONE, SHELF, BURIAL CLOTH, CROSS

1. Photocopy onto thin card.
2. Colour and cut out.
3. Fold all foldlines - - - outwards.
4. Glue tabs on tomb shelf and make into box shape.
5. Lay linen strips over this tomb shelf; fold head cloth and put on shelf.
6. Glue cross at top of hill on base.



MAKE TOMB SHELF



LAY LINEN STRIPS OVER AND PUT FOLDED HEAD CLOTH AT ONE END - PUT INSIDE TOMB