

Jesus shows us how to share.

Theme- We should share our belongings and our love, as Jesus did for us

Games

Have you got it? Place different objects around the room (eg book, brush, picture, a hat). Place a chair or table in the middle of the room. Divide children into equal sized teams and appoint (or they choose) a runner. Then the leader will call out an item that the runners must find and return to the table as quickly as possible. The first person to do this will win a point for their team. The leader can also call out items that the children might have on them (eg watch, hairslide, shoe, jumper).

Pass the Object! Prepare a list of objects such as, a football, a cup, a hammer, hat, frisbee, wheel etc.. Split your group into teams of about four/five people. One team picks an object out of a hat. Then the children have to pretend to pass the object round the circle in a way that indicates what it is. The other teams have five turns to guess what they think is being passed round the circle. They get five points if their first guess is correct and four points if their second guess is correct and so on. **Leader to keep scores!**

Memory verse *“If you have two coats, give one away,” he said “Do the same with your food.”* Luke 3 verse 11 (The Message). You will need a bag of clothes/hats. Split the children into two groups and tell them to stand at one end of the room. Each team will select one person to stand at the other end of the room. On your mark, one person has to run down to their selected person and dress them with one item of clothing then run back and release the next person to do the same. The team who dresses their person first with all items of clothing wins. After this, give each team the memory verse typed out on card and get them to spend a few minutes learning it

Introduction Have a bag of pick ‘n’ mix sweets and make a big point about how lovely they are. Arrange with another leader to keep asking you for a sweet, but don’t share with them.

Story The story is the ‘Feeding of the 5,000’, Luke 9 verses 10-17. You could tell this in your words or maybe having a few props to help it come alive, (bread, fish, basket).

Application Talk about the children’s possessions, i.e. Playstation, latest video, etc, and ask them do they share their possessions. Explain that in our country we are lucky to have plenty of food, clothes, toys etc. Ask the children what Jesus would want us to do with the things we have.

Prayer There is a bookmark to make and colour (see resources). Ask the children to think of a special friend to whom they can give their bookmark. Pray thanking God that we can share our things with friends and ask Jesus to help us to share things with others too.

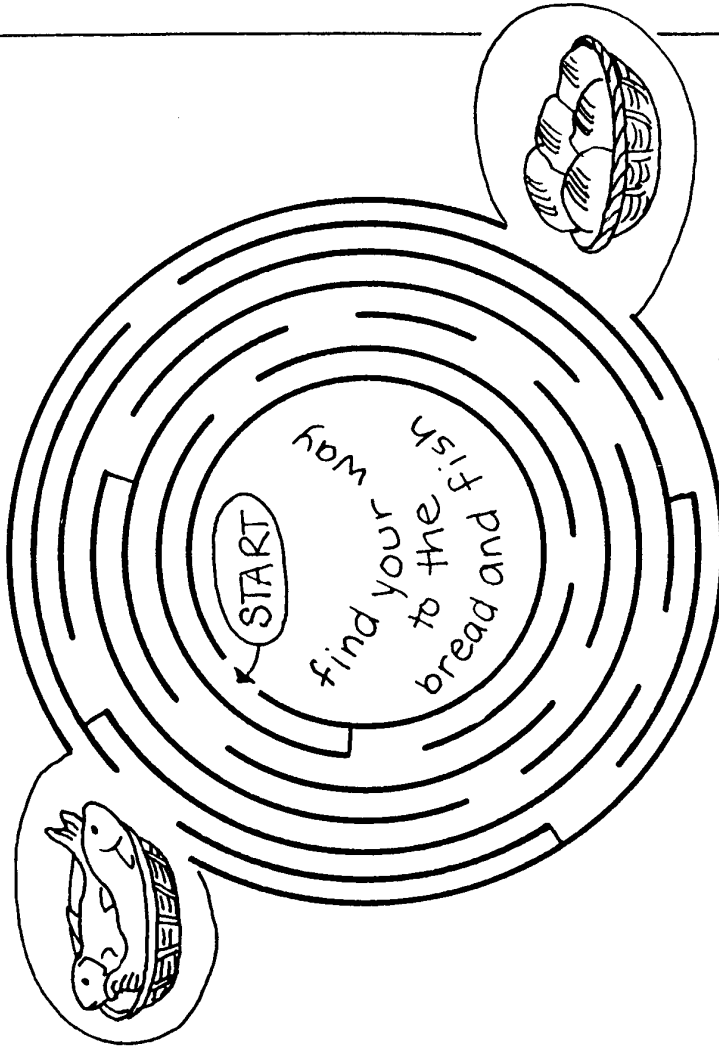
Resources There are two funsheets in the resources section.

Song Great Great Brill Brill, Whoopa Wahay album.

JESUS FEEDS 5000 PEOPLE.

John 6:1-14

Draw in the faces, then colour the picture.




Jesus showed his glory by this

JESUS SHOWED HIS GLORY BY THIS

colour the dotted letters.

Feeding 5,000 People



Read this story in
Matthew 14:13-21

It's also in
Mark 6
Luke 9
John 6

"If y-u have tw- coats, g-ve o-e awa-, he s-d.
" Do t-e sa-e wit- your f-d" Luke 3 verse 11

Fill in the missing letters to see the memory verse.

Can you fit these words
into the boxes?

3 LETTERS

BOY
SEA
TWO

5 LETTERS

BREAD
GRASS

7 LETTERS

BASKETS
GALILEE

4 LETTERS


FISH
FIVE

6 LETTERS


CROWDS
LOAVES
PEOPLE
TWELVE

8 LETTERS

MOUNTAIN



Put a circle around the numbers
which are in the story



**Will you be
my friend**



When
someone
asks you for
something,
give it to
him; when
someone
wants to
borrow
something,
lend it to
him.

**Will you be
my friend**



When
someone
asks you for
something,
give it to
him; when
someone
wants to
borrow
something,
lend it to
him.